

Lesson 2: Flying, Floating, Feathered Puffins

Episode(s) to watch:

- Month 4 Episode 2 - "F" is for Flying Floating Feathered Puffins

Overview:

Alaska is home to two species of puffins: horned puffins and tufted puffins. Puffins are birds that are specially adapted to survive in the ocean. Puffins have different types of feathers that help them do different things. Down feathers are small, densely-packed, fluffy feathers that trap a layer of air against the puffins' body to keep them warm. Contour feathers are half fluffy, half smooth and help keep cold water from getting to the down feathers when the puffins float or swim in the ocean. Contour feathers keep puffins waterproof! Flight feathers are smooth and help puffins fly. A lot of those words started with the letter "F" -- feather, fly, float. There are also two "F"s in the word PUFFIN. F is the letter of the alphabet that we are focusing on in this lesson!

Materials:

- Feather cutouts (next page)
- Crayons / markers / colored pencils
- Scissors

Activity:

Color and cut out the feathers. Once you are done, you can sort the feathers! You can choose to sort them by color, size, and shape. What do you think each feather would be used for? Why is it important for birds to have different types of feathers.

Craft:

Puffin origami!

You can follow along with one of our educators here at the Alaska SeaLife Center and learn more about our puffins here:

www.youtube.com/watch?v=7plrMUaUk_Y





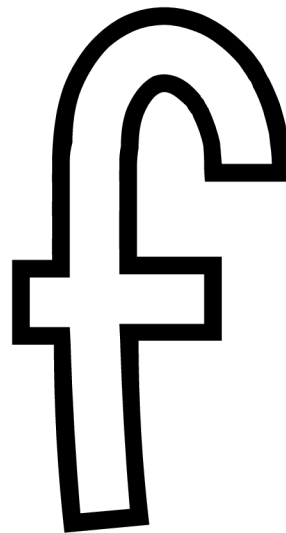
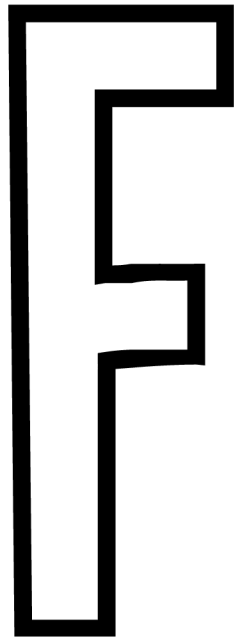





Color and cut out the feathers



The Letter F

Color in the objects that start with the letter "f."



FILL IN THE MISSING LETTERS



A

B

.....

.....

E

.....

G

H

I

J

.....

L

.....

N

.....

P

.....

R

S

.....

U

V

.....




X

.....

Z

Complete the Pattern

Connect the sea animals in the order in the pattern.



Horned puffin

